



WIRING DEVICES

2008



WIRING DEVICES

ELECTRICAL PRODUCTS

• Residential • Commercial • Industrial



Norton Electric Corporation

Add: 200 Trowers Road, Unit 1 Woodbridge, Ontario L4L 5Z7 Canada
Tel: 905-265-2088
Fax: 905-265-2058
Toll Free: + 1-866-378-1041
<http://www.nortonelectric.net>

Norton Electric Corporation

Table of Contents

| | | |
|-----------------------------|--|---------------------------------------|
| Table of Contents | Combination Locking Devices, Plug and Connectors 2 | Plug and Connectors ----- 2 |
| | | Locking Devices ----- 2 |
| | Lampholders 3 | Lampholders ----- 5 |
| | Steel Boxes and Fittings 4 | Device Boxes ----- 7 |
| | | Utility Boxes ----- 8 |
| | Octagonal Boxes ----- 9 | |
| | Square Box ----- 10 | |
| Wall plates 5 | Composite wall plates ----- 13 | |
| | Stainless Steel Wall Plates Series ----- 21 | |

Table of Contents

Lighting and Fan Speed controls

6

| | |
|-------------------|----|
| Dimmer | 27 |
| Fan Speed Control | 28 |

GFCI Personnel Protection Devices

7

| | |
|-------------|----|
| Without Led | 31 |
| With Led | 31 |

Switches

8

| | |
|-----------------------------|----|
| Toggle Switches-Residential | 34 |
| Combination Switches | 34 |
| Toggle Switches | 35 |
| Decoration Switches | 35 |

Straight Blade Receptacles

9

| | |
|----------------------------------|----|
| Residential Grade Receptacle | 38 |
| Industrial Grade Receptacles | 39 |
| Hospital Grade Receptacle | 39 |
| Commercial Grade Receptacle | 40 |
| Straight Blade Power Receptacles | 40 |

Table of Contents


Combination Locking Devices, Plugs and Connectors



Plug and Connectors

15AMP 125V 2-POLE 3-WIRE GROUNDING



| DESCRIPTION | CAT.NO.PLUG | CAT.NO.CONNECTOR | NEMA CONFIG |
|------------------------------|-------------|------------------|---|
| PVC Grounding Plug/connector | 24515P | 24515R |  5-15P 5-15R |

Locking Devices


20AMP 2-POLE 3-WIRE GROUNDING



| DESCRIPTION | CAT.NO | COLOR | NEMA CONFIG |
|---|--------|-------|--|
| Name, Us Socket 2P+E Product Specification: 20A 125V~ Rating: 125V~ Electric Current: 20A 2P+E Dielectric Strength: OVER 100M MIN at 500V DC Insulation Resistance: AC 2000V 1 Minute Body Material: EA-5555J, QSn6.5-0.1, H62, A3 Grade: 94V-0 | 20520R | BLACK |  5-20P 5-20R |

30AMP 2-POLE 3-WIRE GROUNDING



| DESCRIPTION | CAT.NO | COLOR | NEMA CONFIG |
|---|--------|-------|--|
| Name, British Socket 2P+E Product Specification: 13A 250V~ Product Model : YGB-015 Rating: 125/250 V~ Electric Current: 13A 2P+E Colour: black Dielectric Strength: OVER 100M MIN at 500V DC Insulation Resistance: AC 2000V 1 Minute Body Material: H62, EA-5555J, A3 | 20530R | BLACK |  5-30R |



| | | | |
|---|--------|-------|--|
| Name, Us Plug 2P+E Product Specification: 30A 125V~ Product Model : YGA-014 Rating: 125 V~ Electric Current: 30A 2P+E Dielectric Strength: OVER 100M MIN at 500V DC Insulation Resistance: AC 2000V 1 Minute Body Material: PA6, H62 Grade: 94V-0 | 20530P | BLACK |  5-30P |
|---|--------|-------|--|

Locking Devices

30AMP 3-POLE 4-WIRE GROUNDING

| DESCRIPTION | CAT.NO | COLOR | NEMA CONFIG |
|-------------|--------|-------|-------------|
|-------------|--------|-------|-------------|



Name, Us Socket 2P+N+E
 Product Specification: 30A
 125V/250V~
 Product Model ; YGB-035
 Rating: 125/250 V~
 Electric Current, 30A
 2P+N+E
 Dielectric Strength, OVER
 100M MIN at 500V DC
 Insulation Resistance: AC
 2000V 1 Minute
 Body Material: EA-5555J,
 QSn6.5-0.1, H82, A3
 Grade: 84V-0

21430R

BLACK



14-30R



Name, Us Plug 2P+N+E
 Product Specification: 30A
 125V/250V~
 Product Model ; YGA-015
 Rating: 125V/250V~
 Electric Current, 30A
 2P+N+E
 Dielectric Strength, OVER
 100M MIN at 500V DC
 Insulation Resistance: AC
 2000V 1 Minute
 Body Material: PA6 , H82, PC
 Grade: 84V-0

21430P

BLACK



14-30P

20AMP 3-POLE 4-WIRE GROUNDING

| DESCRIPTION | CAT.NO | COLOR | NEMA CONFIG |
|-------------|--------|-------|-------------|
|-------------|--------|-------|-------------|



Name, Us Socket 2P+N+E
 Product Specification: 20A
 125V/250V~
 Product Model ; YGB-005
 Rating: 125V/250V~
 Electric Current, 20A
 2P+N+E
 Dielectric Strength: OVER
 100M MIN at 500V DC
 Insulation Resistance: AC
 2000V 1 Minute
 Body Material: PA6,
 QSn6.5-0.1, H82, A3
 Grade: 84V-0

21420R

BLACK



14-30R



Name, Us Plug 2P+N+E
 Product Specification: 20A
 125V/250V~
 Product Model ; YGA-002
 Rating: 125V/250V~
 Electric Current, 20A
 2P+N+E
 Dielectric Strength: OVER
 100M MIN at 500V DC
 Insulation Resistance: AC
 2000V 1 Minute
 Body Material: PA6, PC,
 H82, A3
 Grade: 84V-0 SGS

21420P

BLACK



14-30P

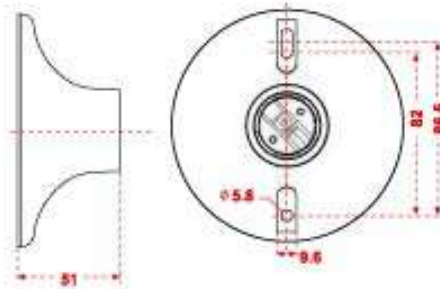


Lampholders

Lampholders



2011

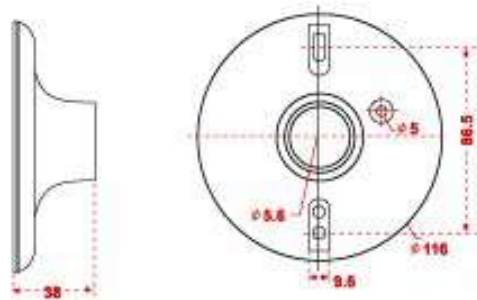


Keyless / 4 screws / 660W 250V / E26

Material: Phenolic



2010




Pull chain / 2 screws / 660W 250V / E26

Material: Phenolic



4

Steel Boxes and Fittings




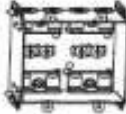

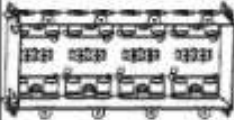
Steel Boxes and Fittings

Device Boxes




| Image | Cat.No. | Description | Dimensions(inches) | | | Cubic inches | Bracket | Ears | knockouts | Cable clamps |
|---|------------------------|--------------------------------|--------------------|--------|------------|--------------|---------|-----------------|---------------|--------------|
| | | | width | Height | Depth (in) | | | | | |
|  | NE1100-LU, NE1100-LREU | Switch Box | 2 | 3 | 1-1/2" | 8 | - | Flush, RECESSED | - | U |
|  | NE1102 | Switch Box | 2 | 4 | 2" | 10 | - | RECESSED | 1/2"(4) | - |
|  | NE1102-LU, NE1102-LREU | Switch Box | 2 | 4, 3 | 2" | 10 | - | Flush, RECESSED | - | U |
|  | NE2104-LU | Switch Box | 4 | 3 | 2-1/2" | 12 | - | Flush | - | U |
|  | NE2104-LNU | Switch Box | 2 | 3 | 2-1/2" | 12.5 | - | - | - | U |
|  | NE1004 | Switch Box | 2 | 3 | 3 | 15 | - | RECESSED | 1/2"(4) | - |
|  | NE1004-LU | Switch Box | 2 | 3 | 3 | 15 | - | Flush | - | U |
|  | NE1104-LHU | "LC" CLAMP, NAILS FOR OLD WORK | 2 | 3 | 3 | 15 | - | - | - | U |
|  | NE1104-K | EAR | 2 | 3 | 2-1/2" | 12.5 | - | RECESSED | K(2), 1/2"(2) | - |
|  | NE1104-LU | "LC" CLAMP, EAR | 2 | 3 | 2-1/2" | 12.5 | - | Flush | - | U |

Steel Boxes and Fittings

Device Boxes










| Image | Cat.No. | Description | Dimensions(inches) | | | Cubic inches | Ears | knockouts | Cable clamps |
|---|---------------|-------------|--------------------|--------|------------|--------------|------|-----------|--------------|
| | | | width | Height | Depth (In) | | | | |
|  | NE2104-LLEU | Device box | 2 | 3 | 2-1/2" | 12.5 | - | - | U |
|  | NE2104-LLEU-2 | Device box | 2 | 3 | 2-1/2" | 25 | - | - | U |
|  | NE2104-LLEU-3 | Partition | 2 | 3 | 2-1/2" | 37.5 | - | - | U |
|  | NE2104-LLEU-4 | Device box | 8 | 3 | 2-1/2" | 50 | - | - | U |

Utility Boxes

| Image | Cat.No. | Description | Depth(in) | Volume (cu in) | KO-Ea.Side | KO-Ea.End | KO-Bottom |
|---|----------------------|------------------|-----------|----------------|------------|-----------|-----------|
|  | NE2020-R | 4" x2" Handy Box | 1-7/8" | 13 | 3-1/2" | 1-1/2" | - |
|  | NE2020 | 4" x2" Handy Box | 1-7/8" | 13 | 3-1/2" | 1-1/2" | 2-1/2",E |
|  | NE2020-SB,NE2020-SBS | 4" x2" Handy Box | 1-7/8" | 13 | 3-1/2" | 1-1/2" | 2-1/2",E |


Steel Boxes and Fittings

Octagonal Boxes

| Image | Cat.No. | Description | Dimensions (Inches) | | Cubic inches | Bracket | Raised ground screw | knockouts | Cable clamps |
|---|------------|----------------|---------------------|------------|--------------|---------|---------------------|---------------|--------------|
| | | | Diameter | Depth (In) | | | | | |
|  | NE55151-K | Extension ring | 4 | 1-1/2" | 15 | - | - | K(4) | - |
|  | NE54151-K | Box | 4 | 1-1/2" | 15 | - | yes | k(6), 1/2"(2) | - |
|  | NE54151-L | Box | 4 | 1-1/2" | 15 | - | no | 1/2"(3) | L |
|  | NE54151-LA | Box | 4 | 1-1/2" | 15 | - | no | 1/2"(3) | A |
|  | NE54151-LB | BOX | 4 | 1-1/2" | 15 | B | no | 1/2"(2) | L |
|  | NE OBEX | Extension ring | 4 | 1/2" | 5 | - | - | - | - |
|  | NE56111 | Ceiling Pan | 4 | 1/2" | 5 | - | yes | 1/2"(4) | - |
|  | NE54-C-1 | Flat cover | 4 | - | - | - | - | - | - |
|  | NE54-C-6 | Flat cover | 4 | - | - | - | - | 1/2"(1) | - |








Steel Boxes and Fittings

Square Box

| Image | Cat.No. | Description | Dimensions(Inches) | | Cubic inches | Bracket | Raised ground screw | knockouts |
|---|-------------|----------------|--------------------|-----------|--------------|---------|---------------------|-------------------------|
| | | | width | Depth(in) | | | | |
|  | NE52151-K | Box | 4 | 1-1/2" | 21 | - | yes | K(6), 1/2"(6), 3/4"(2) |
|  | NE52171-K | Box | 4 | 2-1/8" | 30.3 | - | yes | K(6), 1/2"(6), 3/4"(2) |
|  | NE72151-K | Extension ring | 4 11/16" | 1-1/2" | 30 | - | yes | K(6), 1/2"(6), 3/4"(2), |
|  | NE72171-K | Box | 4 11/16" | 2-1/8" | 42 | MSB | yes | K(6), 1/2"(6), 3/4"(2), |
|  | NE52171-KSB | Box | 4 | 2-1/8" | 30 | SB | yes | K(4), 1/2"(6), 3/4"(2), |
|  | NE52-C-1 | Flat cover | 4 | - | - | - | - | - |
|  | NE52-C-6 | Flat cover | 4 | - | - | - | - | 1/2"(1) |

Steel Boxes and Fittings

Square Boxes and Fittings

| Image | Cat.No. | Description | Dimensions(Inches) | | Cubic Inches | Opening | knockouts |
|---|---------|----------------|--------------------|-----------|-----------------|----------------------|-----------|
| | | | width | Depth(In) | | | |
|  | NE8361 | surface covers | 4 | 3/8 | 4.6 | toggle switch | - |
|  | NE8363 | surface covers | 4 | 3/8 | 4.6 | 1.40" receptacle | - |
|  | NE8372 | surface covers | 4 | 3/8 | 4.6 | 1 toggle, 1 duplex | - |
|  | NE8365 | surface covers | 4 | 3/8 | 4.6 | Duplex receptacle | - |
|  | NE8367 | surface covers | 4 | 3/8 | 4.6 | 2 toggle switches | - |
|  | NE8368 | surface covers | 4 | 3/8 | 4.6 | 2 GFCI/Styleline | - |
|  | NE8371 | surface covers | 4 | 3/8 | 4.6 | 2 Duplex receptacles | - |
|  | NE8375 | surface covers | 4 | 3/8 | 4.6 | 1 GFCI | - |

Wall plates

With the finest material and special design, Norton Electric's products are attractive in appearance and easy to install.



Composite wall plates

Features

- Made of LEXAN plastic
- High impact resistance limits access to live components due to breakage
- Smooth finish makes our plates easy to maintain
- Captive screw feature holds mounting screw in place for quick and easy installation
- cUL listed

Dimension

- 1 Gang 2³/₄" X 4¹/₂"
- 2 Gang 4⁹/₁₆" X 4¹/₂"
- 3 Gang 6³/₈" X 4¹/₂"
- 4 Gang 8¹/₈" X 4¹/₂"



Blank

| DESCRIPTION | CAT.NO | COLOR | Width | Depth |
|---|----------|--------|---------------------------------|---------------------------------|
| 1 Gang Blank  | 55011-AL | ALMOND | 2 ³ / ₄ " | 4 ¹ / ₂ " |
| | 55011-BR | BROWN | | |
| | 55011-IV | IVORY | | |
| | 55011-WH | WHITE | | |

| DESCRIPTION | CAT.NO | COLOR | Width | Depth |
|---|----------|--------|----------------------------------|---------------------------------|
| 2 Gang Blank  | 55012-AL | ALMOND | 4 ⁹ / ₁₆ " | 4 ¹ / ₂ " |
| | 55012-BR | BROWN | | |
| | 55012-IV | IVORY | | |
| | 55012-WH | WHITE | | |

| DESCRIPTION | CAT.NO | COLOR | Width | Depth |
|---|----------|--------|---------------------------------|---------------------------------|
| 3 Gang Blank  | 55013-AL | ALMOND | 6 ³ / ₈ " | 4 ¹ / ₂ " |
| | 55013-BR | BROWN | | |
| | 55013-IV | IVORY | | |
| | 55013-WH | WHITE | | |

| DESCRIPTION | CAT.NO | COLOR | Width | Depth |
|---|----------|--------|---------------------------------|---------------------------------|
| 4 Gang Blank  | 55014-AL | ALMOND | 8 ¹ / ₈ " | 4 ¹ / ₂ " |
| | 55014-BR | BROWN | | |
| | 55014-IV | IVORY | | |
| | 55014-WH | WHITE | | |



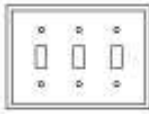


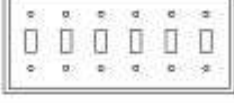
Composite wall plates



Dimension

- 1 Gang 2³/₄" X 4¹/₂"
- 2 Gang 4⁹/₁₆" X 4¹/₂"
- 3 Gang 6³/₈" X 4¹/₂"
- 4 Gang 8¹/₈" X 4¹/₂"
- 5 Gang 10" X 4¹/₂"
- 6 Gang 11⁴/₈" X 4¹/₂"

Toggle Switch

| DESCRIPTION | CAT.NO | COLOR | Width | Depth |
|---|----------|--------|----------------------------------|---------------------------------|
| 1 Gang Toggle Switch  | 55021-AL | ALMOND | 2 ³ / ₄ " | 4 ¹ / ₂ " |
| | 55021-BR | BROWN | | |
| | 55021-IV | IVORY | | |
| | 55021-WH | WHITE | | |
| 2 Gang Toggle Switch  | 55022-AL | ALMOND | 4 ⁹ / ₁₆ " | 4 ¹ / ₂ " |
| | 55022-BR | BROWN | | |
| | 55022-IV | IVORY | | |
| | 55022-WH | WHITE | | |
| 3 Gang Toggle Switch  | 55023-AL | ALMOND | 6 ³ / ₈ " | 4 ¹ / ₂ " |
| | 55023-BR | BROWN | | |
| | 55023-IV | IVORY | | |
| | 55023-WH | WHITE | | |
| 4 Gang Toggle Switch  | 55024-AL | ALMOND | 8 ¹ / ₈ " | 4 ¹ / ₂ " |
| | 55024-BR | BROWN | | |
| | 55024-IV | IVORY | | |
| | 55024-WH | WHITE | | |
| 5 Gang Toggle Switch  | 55025-AL | ALMOND | 10" | 4 ¹ / ₂ " |
| | 55025-BR | BROWN | | |
| | 55025-IV | IVORY | | |
| | 55025-WH | WHITE | | |
| 6 Gang Toggle Switch  | 55026-AL | ALMOND | 11 ⁴ / ₈ " | 4 ¹ / ₂ " |
| | 55026-BR | BROWN | | |
| | 55026-IV | IVORY | | |
| | 55026-WH | WHITE | | |


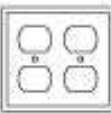
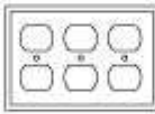


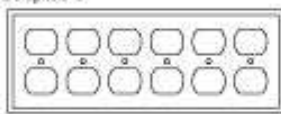
Composite wall plates



Dimension

- 1 Gang 2³/₄" X 4¹/₂"
- 2 Gang 4⁹/₁₆" X 4¹/₂"
- 3 Gang 6³/₈" X 4¹/₂"
- 4 Gang 8¹/₈" X 4¹/₂"
- 5 Gang 10" X 4¹/₂"
- 6 Gang 11⁴/₈" X 4¹/₂"

Duplex Receptacle

| DESCRIPTION | CAT.NO | COLOR | Width | Depth |
|---|----------|--------|----------------------------------|---------------------------------|
| 1 Gang Duplex Receptacle  | 55031-AL | ALMOND | 2 ³ / ₄ " | 4 ¹ / ₂ " |
| | 55031-BR | BROWN | | |
| | 55031-IV | IVORY | | |
| | 55031-WH | WHITE | | |
| 2 Gang Duplex Receptacle  | 55032-AL | ALMOND | 4 ⁹ / ₁₆ " | 4 ¹ / ₂ " |
| | 55032-BR | BROWN | | |
| | 55032-1V | IVORY | | |
| | 55032-WH | WHITE | | |
| 3 Gang Duplex Receptacle  | 55033-AL | ALMOND | 6 ³ / ₈ " | 4 ¹ / ₂ " |
| | 55033-BR | BROWN | | |
| | 55033-1V | IVORY | | |
| | 55033-WH | WHITE | | |
| 4 Gang Duplex Receptacle  | 55034-AL | ALMOND | 8 ¹ / ₈ " | 4 ¹ / ₂ " |
| | 55034-BR | BROWN | | |
| | 55034-1V | IVORY | | |
| | 55034-WH | WHITE | | |
| 5 Gang Duplex Receptacle  | 55035-AL | ALMOND | 10" | 4 ¹ / ₂ " |
| | 55035-BR | BROWN | | |
| | 55035-1V | IVORY | | |
| | 55035-WH | WHITE | | |
| 6 Gang Duplex Receptacle  | 55036-AL | ALMOND | 11 ⁴ / ₈ " | 4 ¹ / ₂ " |
| | 55036-BR | BROWN | | |
| | 55036-1V | IVORY | | |
| | 55036-WH | WHITE | | |


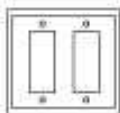
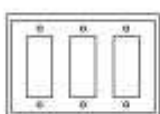
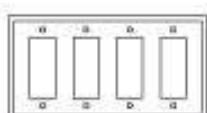
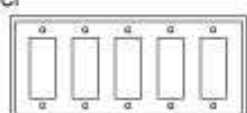
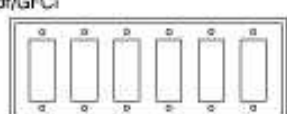
Composite wall plates



Dimension

- 1 Gang 2 $\frac{3}{4}$ " X 4 $\frac{1}{2}$ "
- 2 Gang 4 $\frac{9}{16}$ " X 4 $\frac{1}{2}$ "
- 3 Gang 6 $\frac{3}{8}$ " X 4 $\frac{1}{2}$ "
- 4 Gang 8 $\frac{1}{8}$ " X 4 $\frac{1}{2}$ "
- 5 Gang 10" X 4 $\frac{1}{2}$ "
- 6 Gang 11 $\frac{4}{8}$ " X 4 $\frac{1}{2}$ "

Decorator/GFCI

| DESCRIPTION | CAT.NO | COLOR | Width | Depth |
|--|----------|--------|--------------------|-------------------|
| 1 Gang Decorator/GFCI  | 55041-AL | ALMOND | 2 $\frac{3}{4}$ " | 4 $\frac{1}{2}$ " |
| | 55041-BR | BROWN | | |
| | 55041-IV | IVORY | | |
| | 55041-WH | WHITE | | |
| 2 Gang Decorator/GFCI  | 55042-AL | ALMOND | 4 $\frac{9}{16}$ " | 4 $\frac{1}{2}$ " |
| | 55042-BR | BROWN | | |
| | 55042-IV | IVORY | | |
| | 55042-WH | WHITE | | |
| 3 Gang Decorator/GFCI  | 55043-AL | ALMOND | 6 $\frac{3}{8}$ " | 4 $\frac{1}{2}$ " |
| | 55043-BR | BROWN | | |
| | 55043-IV | IVORY | | |
| | 55043-WH | WHITE | | |
| 4 Gang Decorator/GFCI  | 55044-AL | ALMOND | 8 $\frac{1}{8}$ " | 4 $\frac{1}{2}$ " |
| | 55044-BR | BROWN | | |
| | 55044-IV | IVORY | | |
| | 55044-WH | WHITE | | |
| 5 Gang Decorator/GFCI  | 55045-AL | ALMOND | 10" | 4 $\frac{1}{2}$ " |
| | 55045-BR | BROWN | | |
| | 55045-IV | IVORY | | |
| | 55045-WH | WHITE | | |
| 6 Gang Decorator/GFCI  | 55046-AL | ALMOND | 11 $\frac{4}{8}$ " | 4 $\frac{1}{2}$ " |
| | 55046-BR | BROWN | | |
| | 55046-IV | IVORY | | |
| | 55046-WH | WHITE | | |

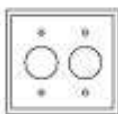
Composite wall plates

Single Receptacle

| DESCRIPTION | CAT.NO | COLOR | Width | Depth |
|--------------------------------------|----------|--------|--------|--------|
| 1 Gang Single Receptacle, 1.405" Dia | 55051-AL | ALMOND | 2 3/4" | 4 1/2" |
| | 55051-BR | BROWN | | |
| | 55051-IV | IVORY | | |
| | 55051-WH | WHITE | | |



| DESCRIPTION | CAT.NO | COLOR | Width | Depth |
|--------------------------------------|----------|--------|---------|--------|
| 2 Gang Single Receptacle, 1.405" Dia | 55052-AL | ALMOND | 4 5/16" | 4 1/2" |
| | 55052-BR | BROWN | | |
| | 55052-IV | IVORY | | |
| | 55052-WH | WHITE | | |



Phone/Cable

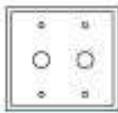
| DESCRIPTION | CAT.NO | COLOR | Width | Depth |
|--------------------------------|----------|--------|--------|--------|
| 1 Gang Phone/Cable, 0.625" Dia | 55061-AL | ALMOND | 2 3/4" | 4 1/2" |
| | 55061-BR | BROWN | | |
| | 55061-IV | IVORY | | |
| | 55061-WH | WHITE | | |



| DESCRIPTION | CAT.NO | COLOR | Width | Depth |
|--------------------------------|----------|--------|--------|--------|
| 2 Gang Phone/Cable, 0.406" Dia | 55062-AL | ALMOND | 2 3/4" | 4 1/2" |
| | 55062-BR | BROWN | | |
| | 55062-IV | IVORY | | |
| | 55062-WH | WHITE | | |



| DESCRIPTION | CAT.NO | COLOR | Width | Depth |
|--------------------------------|----------|--------|---------|--------|
| 2 Gang Phone/Cable, 0.406" Dia | 55063-AL | ALMOND | 4 5/16" | 4 1/2" |
| | 55063-BR | BROWN | | |
| | 55063-IV | IVORY | | |
| | 55063-WH | WHITE | | |



| DESCRIPTION | CAT.NO | COLOR | Width | Depth |
|---------------------------------|----------|--------|--------|--------|
| 1 Gang Phone/Cable, 0.4375" Dia | 55064-AL | ALMOND | 2 3/4" | 4 1/2" |
| | 55064-BR | BROWN | | |
| | 55064-IV | IVORY | | |
| | 55064-WH | WHITE | | |



Power Outlet

| DESCRIPTION | CAT.NO | COLOR | Width | Depth |
|---------------------------------|----------|--------|--------|--------|
| 1 Gang Power Outlet, 2.125" Dia | 55071-AL | ALMOND | 2 3/4" | 4 1/2" |
| | 55071-BR | BROWN | | |
| | 55071-IV | IVORY | | |
| | 55071-WH | WHITE | | |





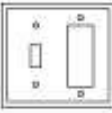
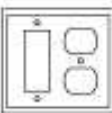

Composite wall plates



Dimension

- 2 Gang 4⁹/₁₆" X 4¹/₂"
- 3 Gang 6³/₈" X 4¹/₂"

Combination

| DESCRIPTION | CAT.NO | COLOR | Width | Depth |
|--|----------|--------|----------------------------------|---------------------------------|
| 2 Gang, 1 Gang Blank & 1 Gang Decorator/GFCI  | 55080-AL | ALMOND | 4 ⁹ / ₁₆ " | 4 ¹ / ₂ " |
| | 55080-BR | BROWN | | |
| | 55080-IV | IVORY | | |
| | 55080-WH | WHITE | | |
| 2 Gang, 1 Gang Duplex Receptacle & 1 Gang Toggle Switch  | 55081-AL | ALMOND | 4 ⁹ / ₁₆ " | 4 ¹ / ₂ " |
| | 55081-BR | BROWN | | |
| | 55081-IV | IVORY | | |
| | 55081-WH | WHITE | | |
| 2 Gang, 1 Gang Toggle Switch & 1 Gang Decorator  | 55082-AL | ALMOND | 4 ⁹ / ₁₆ " | 4 ¹ / ₂ " |
| | 55082-BR | BROWN | | |
| | 55082-IV | IVORY | | |
| | 55082-WH | WHITE | | |
| 2 Gang, 1 Gang Decorator/GFCI & 1 Duplex Receptacle  | 55083-AL | ALMOND | 4 ⁹ / ₁₆ " | 4 ¹ / ₂ " |
| | 55083-BR | BROWN | | |
| | 55083-IV | IVORY | | |
| | 55083-WH | WHITE | | |
| 2 Gang, 1 Gang Duplex Receptacle & 1 Gang Single Receptacle  | 55084-AL | ALMOND | 4 ⁹ / ₁₆ " | 4 ¹ / ₂ " |
| | 55084-BR | BROWN | | |
| | 55084-IV | IVORY | | |
| | 55084-WH | WHITE | | |

Composite wall plates



Dimension

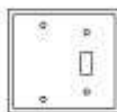
- 2 Gang 4³/₁₆" X 4¹/₂"
- 3 Gang 6³/₁₆" X 4¹/₂"

Combination

| DESCRIPTION | CAT.NO | COLOR | Width | Depth |
|--|----------|--------|----------------------------------|---------------------------------|
| 2 Gang, 1 Duplex Receptacle & 1 Gang Telephone and Coaxial Jacks | 55085-AL | ALMOND | 4 ³ / ₁₆ " | 4 ¹ / ₂ " |
| | 55085-BR | BROWN | | |
| | 55085-1V | IVORY | | |
| | 55085-WH | WHITE | | |



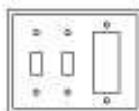
| DESCRIPTION | CAT.NO | COLOR | Width | Depth |
|--|----------|--------|----------------------------------|---------------------------------|
| 2 Gang, 1 Gang Bank & 1 Gang Toggle Switch | 55086-AL | ALMOND | 4 ³ / ₁₆ " | 4 ¹ / ₂ " |
| | 55086-BR | BROWN | | |
| | 55086-1V | IVORY | | |
| | 55086-WH | WHITE | | |



| DESCRIPTION | CAT.NO | COLOR | Width | Depth |
|---|----------|--------|----------------------------------|---------------------------------|
| 3 Gang, 2 Gang Toggle Switch & 1 Gang Duplex Receptacle | 55087-AL | ALMOND | 6 ³ / ₁₆ " | 4 ¹ / ₂ " |
| | 55087-BR | BROWN | | |
| | 55087-1V | IVORY | | |
| | 55087-WH | WHITE | | |



| DESCRIPTION | CAT.NO | COLOR | Width | Depth |
|---|----------|--------|----------------------------------|---------------------------------|
| 3 Gang, 2 Gang Toggle Switch/GFCI & 1 Gang Decorator/GFCI | 55088-AL | ALMOND | 6 ³ / ₁₆ " | 4 ¹ / ₂ " |
| | 55088-BR | BROWN | | |
| | 55088-1V | IVORY | | |
| | 55088-WH | WHITE | | |



Composite wall plates



Mid-size Dimension

- 1 Gang 3 1/2" X 5"
- 2 Gang 4 1/8" X 5"
- 3 Gang 5" X 6 3/8"

Over-size Dimension

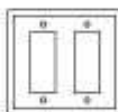
- 1 Gang 3 1/2" X 5 1/2"
- 2 Gang 5 1/2" X 5 1/2"
- 3 Gang 7 1/2" X 5 1/2"

Mid-size

| DESCRIPTION | CAT.NO | COLOR | Width | Depth |
|-----------------------|----------|--------|--------|-------|
| 1 Gang Decorator/GFCI | 55090-AL | ALMOND | 3 1/2" | 5" |
| | 55090-BR | BROWN | | |
| | 55090-IV | IVORY | | |
| | 55090-WH | WHITE | | |



| DESCRIPTION | CAT.NO | COLOR | Width | Depth |
|-----------------------|----------|--------|--------|-------|
| 2 Gang Decorator/GFCI | 55091-AL | ALMOND | 4 1/8" | 5" |
| | 55091-BR | BROWN | | |
| | 55091-IV | IVORY | | |
| | 55091-WH | WHITE | | |



Over-size

| DESCRIPTION | CAT.NO | COLOR | Width | Depth |
|--------------|----------|--------|--------|--------|
| 1 Gang Blank | 55100-AL | ALMOND | 3 1/2" | 5 1/2" |
| | 55100-BR | BROWN | | |
| | 55100-IV | IVORY | | |
| | 55100-WH | WHITE | | |



| DESCRIPTION | CAT.NO | COLOR | Width | Depth |
|--------------------------|----------|--------|--------|--------|
| 2 Gang Duplex Receptacle | 55101-AL | ALMOND | 5 1/2" | 5 1/2" |
| | 55101-BR | BROWN | | |
| | 55101-IV | IVORY | | |
| | 55101-WH | WHITE | | |



| DESCRIPTION | CAT.NO | COLOR | Width | Depth |
|-----------------------|----------|--------|--------|--------|
| 2 Gang Decorator/GFCI | 55102-AL | ALMOND | 5 1/2" | 5 1/2" |
| | 55102-BR | BROWN | | |
| | 55102-IV | IVORY | | |
| | 55102-WH | WHITE | | |



Stainless Steel Wall Plates Series

Decoration Wall Plates





| | Cat.No. | Description | Width | Depth |
|--|---------|-----------------------|--------|-------|
|  | 54041 | 1 Gang Decorator/GFCI | 2.75" | 4.5" |
|  | 54042 | 2 Gang Decorator/GFCI | 4.56" | 4.5" |
|  | 54043 | 3 Gang Decorator/GFCI | 6.375" | 4.5" |
|  | 54044 | 4 Gang Decorator/GFCI | 8.125" | 4.5" |

Toggle Switch Wall Plates

| | | | | |
|---|-------|----------------------|--------|------|
|  | 54021 | 1 Gang Toggle Switch | 2.75" | 4.5" |
|  | 54022 | 2 Gang Toggle Switch | 4.56" | 4.5" |
|  | 54023 | 3 Gang Toggle Switch | 6.375" | 4.5" |
|  | 54024 | 4 Gang Toggle Switch | 8.125" | 4.5" |

Stainless Steel Wall Plates Series

Duplex Receptacle Wall Plates




| | Cat.No. | Description | Width | Depth |
|--|---------|--------------------------|--------|-------|
|  | 54031 | 1 Gang Duplex Receptacle | 2.75" | 4.5" |
|  | 54032 | 2 Gang Duplex Receptacle | 4.56" | 4.5" |
|  | 54033 | 3 Gang Duplex Receptacle | 6.375" | 4.5" |
|  | 54034 | 4 Gang Duplex Receptacle | 8.125" | 4.5" |

Blank Plates

| | | | | |
|---|-------|--------------|--------|------|
|  | 54011 | 1 Gang Blank | 2.75" | 4.5" |
|  | 54012 | 2 Gang Blank | 4.56" | 4.5" |
|  | 54013 | 3 Gang Blank | 6.375" | 4.5" |
|  | 54014 | 4 Gang Blank | 8.125" | 4.5" |








Stainless Steel Wall Plates Series

Standard Combination Two-Gang

| | Cat.No. | Description | Width | Depth |
|---|---------|---|-------|-------|
|  | 54082 | 2 Gang, 1 Decorator/GFCI & 1 Gang Toggle Switch | 2.75" | 4.5" |
|  | 54084 | 2 Gang, 1 Gang Duplex Receptacle & 1 Gang Single Receptacle | 2.75" | 4.5" |
|  | 54083 | 2 Gang, 1 Gang Duplex Receptacle & 1 Gang Decorator/GFCI | 2.75" | 4.5" |
|  | 54281 | 2 Gang, 1 Gang Duplex Receptacle & 1 Gang Blank | 2.75" | 4.5" |
|  | 54081 | 2 Gang, 1 Gang Toggle Switch & 1 Gang Duplex Receptacle | 2.75" | 4.5" |
|  | 54080 | 2 Gang, 1 Gang Blank & 1 Gang Toggle Switch | 2.75" | 4.5" |
|  | 54282 | 2 Gang, 1 Gang Blank & 1 Gang Decorator/GFCI | 2.75" | 4.5" |
|  | 54283 | 1 Gang Single Receptacle & 1 Gang Toggle Switch | 2.75" | 4.5" |
|  | 54284 | 1 Gang Single Receptacle & 1 Gang Blank | 2.75" | 4.5" |



Stainless Steel Wall Plates Series

Standard Combination Three-Gang

| | Cat.No. | Description | Width | Depth |
|---|---------|--|--------|-------|
|  | 54088 | 3 Gang, 2 Gang Toggle Switch & 1 Gang Decorator/GFCI | 6.375" | 4.5" |
|  | 54087 | 3 Gang, 2 Gang Toggle Switch & 1 Gang Duplex Receptacle | 6.375" | 4.5" |
|  | 54285 | 3 Gang, 2 Gang Duplex Receptacle & 1 Gang Blank | 6.375" | 4.5" |
|  | 54286 | 3 Gang, 1 Gang Toggle Switch & 2 Gang Duplex Receptacles | 6.375" | 4.5" |
|  | 54287 | 3 Gang, 1 Gang Toggle Switch & 2 Gang Decorator/GFCI | 6.375" | 4.5" |
|  | 54288 | 3 Gang, 2 Gang Toggle Switch & 1 Gang Blank | 6.375" | 4.5" |
|  | 54289 | 3 Gang, 1 Gang Blank & 1 Gang Toggle Switch & 1 Gang Blank | 6.375" | 4.5" |

Stainless Steel Wall Plates Series

Single Receptacle Wall Plates

| | Cat.No. | Description | Width | Depth |
|---|---------|--------------------------|--------|-------|
|  | 54050 | 1 Gang Single Receptacle | 2.75" | 4.5" |
|  | 54051 | 2 Gang Single Receptacle | 4.56" | 4.5" |
|  | 54053 | 3 Gang Single Receptacle | 6.375" | 4.5" |

Standard Combination Four-Gang

| | | | | |
|---|-------|--|--------|------|
|  | 54381 | 4 Gang, 2 Gang Decorator/GFCI & 2 Gang Toggle Switch | 8.125" | 4.5" |
|  | 54382 | 4 Gang, 3 Gang Toggle Switch & 1 Gang Decorator/GFCI | 8.125" | 4.5" |
|  | 54383 | 4 Gang, 2 Gang Decorator/GFCI & 2 Gang Duplex Receptacle | 8.125" | 4.5" |
|  | 54384 | 4 Gang, 2 Gang Toggle Switch & 2 Gang Duplex Receptacle | 8.125" | 4.5" |
|  | 54385 | 4 Gang, 3 Toggle Switch & 1 Gang Duplex Receptacle | 8.125" | 4.5" |
|  | 54386 | 4 Gang, 3 Gang Toggle Switch & 1 Gang Blank | 8.125" | 4.5" |

Lighting and Fan Speed Controls

Adjust lighting levels according to mood and room function with Norton Electric's decorator-style dimmers, perfect for dining rooms and living rooms



Lighting and Fan Speed Control

Features:

- Maximum rating for full continuous load
- Full-on bypass
- Compatible with Decorator wall plates
- cUL listed

Dimmer

| DESCRIPTION | CAT.NO | COLOR |
|--|--------------------------------|--------|
| Rotary Dimmer 600W, single pole or 3-way | Single pole | |
| | 6010-AL | ALMOND |
| | 6010-BL | BLACK |
| | 6010-BR | BROWN |
| | 6010-GR | GRAY |
| | 6010-IV | IVORY |
| | 6010-WH | WHITE |
| | Push on/off single pole | |
| | 6011-AL | ALMOND |
| | 6011-BL | BLACK |
| | 6011-BR | BROWN |
| | 6011-GR | GRAY |
| | 6011-IV | IVORY |
| | 6011-WH | WHITE |
| | Push on/off 3-way | |
| | 6012-AL | ALMOND |
| | 6012-BL | BLACK |
| | 6012-BR | BROWN |
| | 6012-GR | GRAY |
| | 6012-IV | IVORY |
| 6012-WH | WHITE | |



| DESCRIPTION | CAT.NO | COLOR |
|--------------------------------|---------|--------|
| Slide Dimmer 700W, single pole | 6110-AL | ALMOND |
| | 6110-BL | BLACK |
| | 6110-BR | BROWN |
| | 6110-GR | GRAY |
| | 6110-IV | IVORY |
| | 6110-WH | WHITE |

| DESCRIPTION | CAT.NO | COLOR |
|---|---------|--------|
| Slide Dimmer with LED 700W, single pole | 6112-AL | ALMOND |
| | 6112-BL | BLACK |
| | 6112-BR | BROWN |
| | 6112-GR | GRAY |
| | 6112-IV | IVORY |
| | 6112-WH | WHITE |

Lighting and Fan Speed Control

Dimmer



DESCRIPTION

Slide Dimmer with Switch 700W, single pole or 3-way

CAT.NO

COLOR

single pole

| | |
|---------|--------|
| 6210-AL | ALMOND |
| 6210-BL | BLACK |
| 6210-BR | BROWN |
| 6210-GR | GRAY |
| 6210-IV | IVORY |
| 6210-WH | WHITE |

3-way

| | |
|---------|--------|
| 6211-AL | ALMOND |
| 6211-BL | BLACK |
| 6211-BR | BROWN |
| 6211-GR | GRAY |
| 6211-IV | IVORY |
| 6211-WH | WHITE |



DESCRIPTION

Slide Dimmer with Switch & LED 700W, single pole or 3-way

CAT.NO

COLOR

single pole

| | |
|---------|--------|
| 6212-AL | ALMOND |
| 6212-BL | BLACK |
| 6212-BR | BROWN |
| 6212-GR | GRAY |
| 6212-IV | IVORY |
| 6212-WH | WHITE |

3-way

| | |
|---------|--------|
| 6213-AL | ALMOND |
| 6213-BL | BLACK |
| 6213-BR | BROWN |
| 6213-GR | GRAY |
| 6213-IV | IVORY |
| 6213-WH | WHITE |



Fan Speed Control

DESCRIPTION

Slide Fan Speed Control 600W, single pole

CAT.NO

COLOR

| | |
|---------|--------|
| 6511-AL | ALMOND |
| 6511-BL | BLACK |
| 6511-BR | BROWN |
| 6511-GR | GRAY |
| 6511-IV | IVORY |
| 6511-WH | WHITE |

GFCI Personnel Protection Devices

Meets or Exceeds new UL2006
Requirements

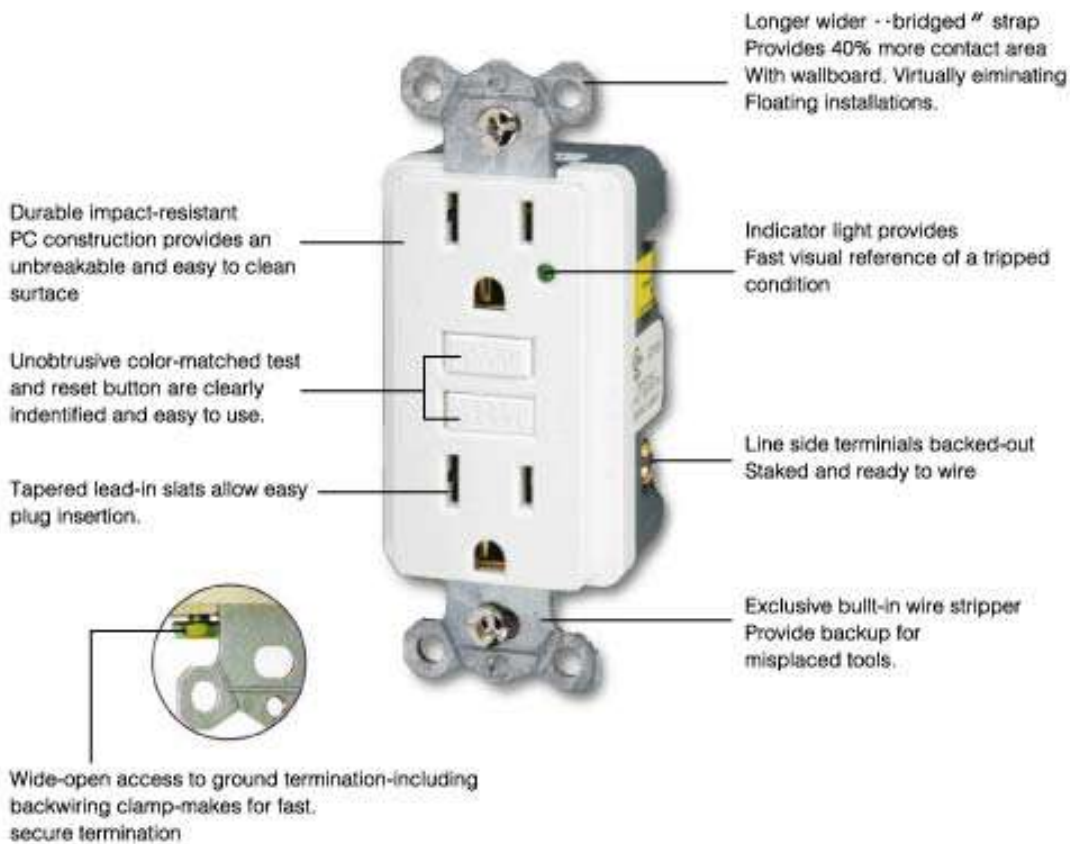


GFCI Personnel Protection Device

Ground Fault Circuit Interrupter With Cover

This device replaces a conventional receptacle outlet. Should someone come in contact with a live (hot) wire, this GFCI will detect a current leakage as little as 5 milliamps and will shut the power off almost immediately (1/40 of a second).

The National Electric Code (NEC) requires the use of GFCI outlets in kitchens, bathrooms, garages, basements, and near swimming pools.





Protects against shock from:

- Frayed wiring
- Appliances and tools with hazardous leakage levels
- Contact with dampness while using electrical appliances
- Power tools
- Home appliances.
- cUL listed







GFCI Personnel Protection Device Features



Without Led

| DESCRIPTION | CAT.NO | COLOR | NEMA CONFIG |
|--|--------|--------|---|
| CLASS A RATED GFCI,15A AT OUTLET,20A FEED THROUGH, 125V,60HZ. NEMA5-15R RECEPTACLE | 7011 | ALMOND | 5-15R  |
| | | BLACK | |
| | | BROWN | |
| | | IVORY | |
| | | WHITE | |
| CLASS A RATED GFCI,20A AT OUTLET,20A FEED THROUGH, 125V,60HZ. NEMA5-20R RECEPTACLE | 7013 | ALMOND | 5-20R  |
| | | BLACK | |
| | | BROWN | |
| | | IVORY | |
| | | WHITE | |



With Led

| DESCRIPTION | CAT.NO | COLOR | NEMA CONFIG |
|---|--------|--------|---|
| CLASS A RATED GFCI,15A AT OUTLET,20A FEED THROUGH, 125V,60HZ. NEMA5-15R RECEPTACLE | 7111 | ALMOND | 5-15R  |
| | | BLACK | |
| | | BROWN | |
| | | IVORY | |
| | | WHITE | |
| CLASS A RATED GFCI,20A AT OUTLET,20A FEED THROUGH, 125V,60HZ. NEMA5-20R RECEPTACLE | 7113 | ALMOND | 5-20R  |
| | | BLACK | |
| | | BROWN | |
| | | IVORY | |
| | | WHITE | |
| 15A 125V AC, Trip indicator light(red LED) At the end of life power to the receptacle is disconnected | 7114 | ALMOND | 5-15R  |
| | | BLACK | |
| | | BROWN | |
| | | IVORY | |
| | | WHITE | |
| 20A 125V AC, Trip indicator light(red LED) At the end of life power to the receptacle is disconnected | 7115 | ALMOND | 5-20R  |
| | | BLACK | |
| | | BROWN | |
| | | IVORY | |
| | | WHITE | |
| 15A 125V AC, Trip indicator light(red LED) At the end of life power to the receptacle is disconnected | 7116 | ALMOND | 5-15R  |
| | | BLACK | |
| | | BROWN | |
| | | IVORY | |
| | | WHITE | |
| 20A 125V AC, Trip indicator light(red LED) At the end of life power to the receptacle is disconnected | 7117 | ALMOND | 5-20R  |
| | | BLACK | |
| | | BROWN | |
| | | IVORY | |
| | | WHITE | |







GFCI Personnel Protection Device Features



Without Led

| DESCRIPTION | CAT.NO | COLOR | NEMA CONFIG |
|--|--------|--------|---|
| CLASS A RATED GFCI,15A AT OUTLET,20A FEED THROUGH, 125V,60HZ. NEMA5-15R RECEPTACLE | 7011 | ALMOND | 5-15R  |
| | | BLACK | |
| | | BROWN | |
| | | IVORY | |
| | | WHITE | |
| CLASS A RATED GFCI,20A AT OUTLET,20A FEED THROUGH, 125V,60HZ. NEMA5-20R RECEPTACLE | 7013 | ALMOND | 5-20R  |
| | | BLACK | |
| | | BROWN | |
| | | IVORY | |
| | | WHITE | |

With Led

| DESCRIPTION | CAT.NO | COLOR | NEMA CONFIG |
|---|--------|--------|---|
| CLASS A RATED GFCI,15A AT OUTLET,20A FEED THROUGH, 125V,60HZ. NEMA5-15R RECEPTACLE | 7111 | ALMOND | 5-15R  |
| | | BLACK | |
| | | BROWN | |
| | | IVORY | |
| | | WHITE | |
| CLASS A RATED GFCI,20A AT OUTLET,20A FEED THROUGH, 125V,60HZ. NEMA5-20R RECEPTACLE | 7113 | ALMOND | 5-20R  |
| | | BLACK | |
| | | BROWN | |
| | | IVORY | |
| | | WHITE | |
| 15A 125V AC, Trip indicator light(red LED) At the end of life power to the receptacle is disconnected | 7114 | ALMOND | 5-15R  |
| | | BLACK | |
| | | BROWN | |
| | | IVORY | |
| | | WHITE | |
| 20A 125V AC, Trip indicator light(red LED) At the end of life power to the receptacle is disconnected | 7115 | ALMOND | 5-20R  |
| | | BLACK | |
| | | BROWN | |
| | | IVORY | |
| | | WHITE | |
| 15A 125V AC, Trip indicator light(red LED) At the end of life power to the receptacle is disconnected | 7116 | ALMOND | 5-15R  |
| | | BLACK | |
| | | BROWN | |
| | | IVORY | |
| | | WHITE | |
| 20A 125V AC, Trip indicator light(red LED) At the end of life power to the receptacle is disconnected | 7117 | ALMOND | 5-20R  |
| | | BLACK | |
| | | BROWN | |
| | | IVORY | |
| | | WHITE | |

8

Switches

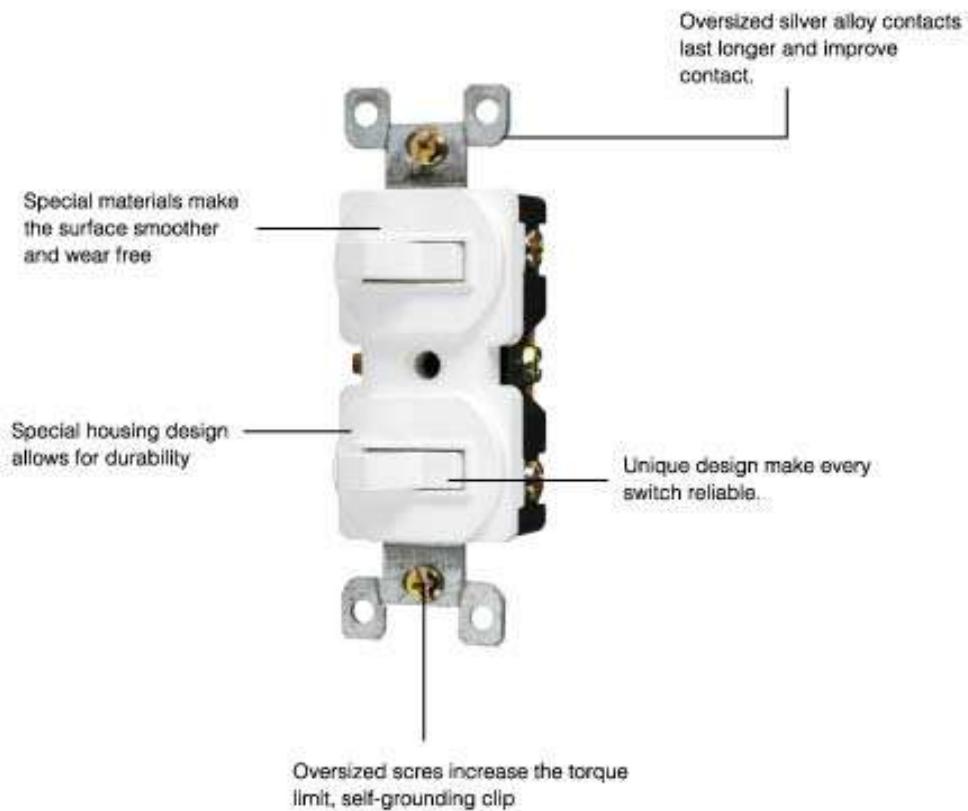
Norton Electric's products are designed to provide long-term reliability and ease of installation for a wide variety of applications.



Toggle Switches

Features

- Washer-type break-off plaster ear for best flush alignment
- Steel mounting strap, zinc-plated for corrosion resistance
- Captive mounting screws
- Back and side wiring for easy installation
- Large head combination screws for quick wiring
- Easy-access green hex head ground screw
- cUL listed



Toggle Switches-Residential



Toggle Switches-Residential

| DESCRIPTION | CAT.NO | COLOR |
|---|---------|--------|
| Residential Grade Toggle Switch single pole, 15A, 120V back push-in & side wire | 8010-AL | ALMOND |
| | 8010-BL | BLACK |
| | 8010-BR | BROWN |
| | 8010-GR | GRAY |
| | 8010-IV | IVORY |
| | 8010-WH | WHITE |



| DESCRIPTION | CAT.NO | COLOR |
|---|---------|--------|
| Residential Grade Toggle Switch 3-way, 15A, 120V back push-in & side wire | 8012-AL | ALMOND |
| | 8012-BL | BLACK |
| | 8012-BR | BROWN |
| | 8012-GR | GRAY |
| | 8012-IV | IVORY |
| | 8012-WH | WHITE |



Combination Switches

| DESCRIPTION | CAT.NO | COLOR |
|---|---------|--------|
| Double Switch single pole, 15A, 120V/277V AC side wire only | 8210-AL | ALMOND |
| | 8210-IV | IVORY |
| | 8210-WH | WHITE |



| DESCRIPTION | CAT.NO | COLOR |
|--|---------|-------|
| Switch/Pilot Light single pole, 15A, 120V/277V AC side wire only | 8211-IV | IVORY |
| | 8211-WH | WHITE |



| DESCRIPTION | CAT.NO | COLOR |
|---|---------|--------|
| Switch Receptacle single pole, 15A, 125V side wire only | 8212-AL | ALMOND |
| | 8212-IV | IVORY |
| | 8212-WH | WHITE |

AC Switch Features-Commercial/Industrial



Toggle Switches

| DESCRIPTION | CAT.NO | COLOR |
|--|---------|--------|
| Commercial Grade Toggle Switch single pole, 20A, 120V back push-in & side wire | 8013-AL | ALMOND |
| | 8013-BL | BLACK |
| | 8013-BR | BROWN |
| | 8013-GR | GRAY |
| | 8013-IV | IVORY |
| | 8013-WH | WHITE |

| DESCRIPTION | CAT.NO | COLOR |
|--|---------|--------|
| Commercial Grade Toggle Switch 4-way, 15A, 120V side wire only | 8014-AL | ALMOND |
| | 8014-BL | BLACK |
| | 8014-BR | BROWN |
| | 8014-GR | GRAY |
| | 8014-IV | IVORY |
| | 8014-WH | WHITE |

| DESCRIPTION | CAT.NO | COLOR |
|---|---------|-------------------|
| Standard Grade Toggle Switch grounding lighted 3-way quiet switch, 15A, 120V back push-in & side wire | 8015-GR | GROUNDING LIGHTED |

Decoration Switches

| DESCRIPTION | CAT.NO | COLOR |
|---|---------|--------|
| Decoration Rocker Switch single pole, 15A, 120V/277V AC back push-in & side | 8110-AL | ALMOND |
| | 8110-BL | BLACK |
| | 8110-BR | BROWN |
| | 8110-GR | GRAY |
| | 8110-IV | IVORY |
| | 8110-WH | WHITE |

| DESCRIPTION | CAT.NO | COLOR |
|--|---------|--------|
| Decoration Rocker Switch 3-way, 15A, 120V/277V AC back push-in & side wire | 8111-AL | ALMOND |
| | 8111-BL | BLACK |
| | 8111-BR | BROWN |
| | 8111-GR | GRAY |
| | 8111-IV | IVORY |
| | 8111-WH | WHITE |

| DESCRIPTION | CAT.NO | COLOR |
|---|---------|--------|
| Decoration Specification Grade Switch 4-way, 15A, 120V/277V AC back push-in & side wire | 8113-AL | ALMOND |
| | 8113-BL | BLACK |
| | 8113-BR | BROWN |
| | 8113-GR | GRAY |
| | 8113-IV | IVORY |
| | 8113-WH | WHITE |

Straight Blade Receptacles

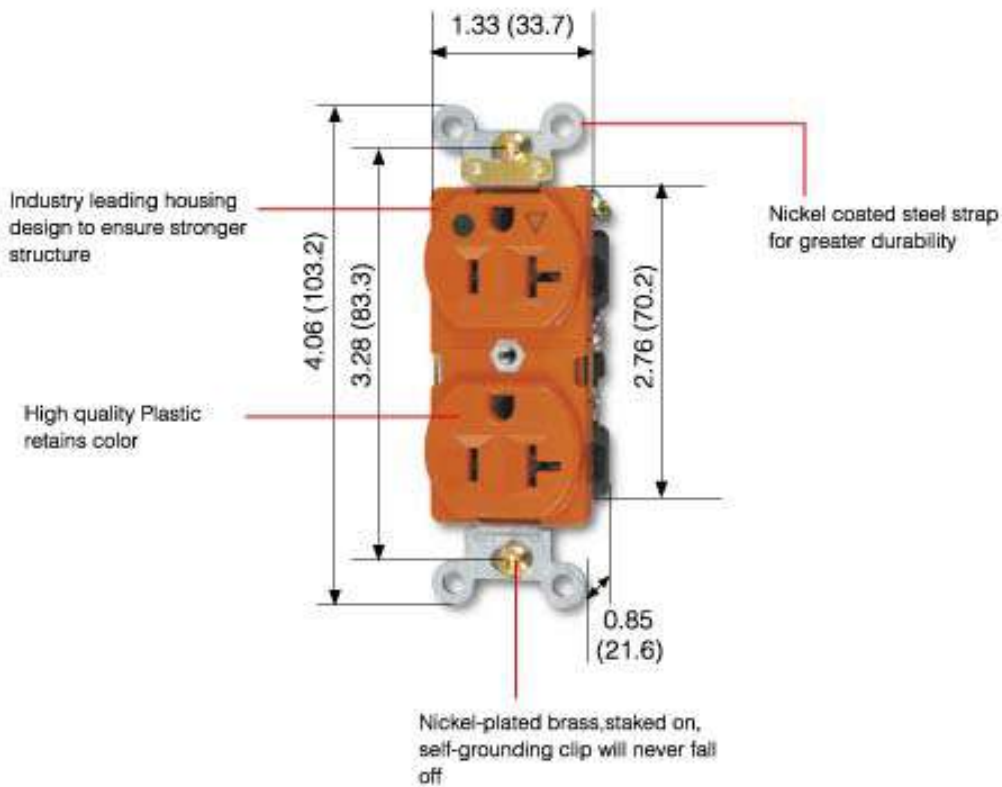
Norton Electric's goal is to provide
quality products at affordable cost
to our customers!



Straight Blade Receptacles

Features:

- Shallow design for maximum wiring room
- Washer-type break-off plaster ear for best flush alignment
- Captive and side wiring for easy installation
- Large head combination screws for quick wiring
- Easy-access green hex head ground screw
- cUL listed



Straight Blade Receptacles – Residential



Residential Grade Receptacle

| DESCRIPTION | CAT.NO | COLOR | NEMA CONFIG |
|---|---------|--------|---|
| Duplex Receptacle 2 pole, 3 wire 15A, 125V back push-in & side wire | 9010-AL | ALMOND | 5-15R  |
| | 9010-BL | BLACK | |
| | 9010-BR | BROWN | |
| | 9010-GR | GRAY | |
| | 9010-IV | IVORY | |
| | 9010-WH | WHITE | |



| DESCRIPTION | CAT.NO | COLOR | NEMA CONFIG |
|--|---------|--------|--|
| Duplex Receptacle 2 pole, 3 wire self-grounding 15A, 125V back push-in & side wire | 9011-AL | ALMOND | 5-15R  |
| | 9011-BL | BLACK | |
| | 9011-BR | BROWN | |
| | 9011-GR | GRAY | |
| | 9011-IV | IVORY | |
| | 9011-WH | WHITE | |



| DESCRIPTION | CAT.NO | COLOR | NEMA CONFIG |
|--|---------|--------|---|
| Decorative Duplex Receptacle 2 pole, 3 wire 15A, 125V back push-in & side wire | 9210-AL | ALMOND | 5-15R  |
| | 9210-BL | BLACK | |
| | 9210-BR | BROWN | |
| | 9210-GR | GRAY | |
| | 9210-IV | IVORY | |
| | 9210-WH | WHITE | |



| DESCRIPTION | CAT.NO | COLOR | NEMA CONFIG |
|---|---------|--------|---|
| Decorative Duplex Receptacle 2 pole, 3 wire self-grounding 15A, 125V back push-in & side wire | 9211-AL | ALMOND | 5-15R  |
| | 9211-BL | BLACK | |
| | 9211-BR | BROWN | |
| | 9211-GR | GRAY | |
| | 9211-IV | IVORY | |
| | 9211-WH | WHITE | |

Commercial/Industrial



Industrial Grade Receptacles

| DESCRIPTION | CAT.NO | COLOR | NEMA CONFIG |
|--|---------|--------|---|
| Duplex Receptacle 2 pole, 3 wire self-grounding 20A, 125V back push-in & side wire | 9012-AL | ALMOND | 5-20R  |
| | 9012-BL | BLACK | |
| | 9012-BR | BROWN | |
| | 9012-GR | GRAY | |
| | 9012-IV | IVORY | |
| | 9012-WH | WHITE | |



| DESCRIPTION | CAT.NO | COLOR | NEMA CONFIG |
|--|---------|--------|---|
| Decoration Duplex Receptacle 2 pole, 3 wire 20A, 125V back push-in & side wire | 9212-AL | ALMOND | 5-20R  |
| | 9212-BL | BLACK | |
| | 9212-BR | BROWN | |
| | 9212-GR | GRAY | |
| | 9212-IV | IVORY | |
| | 9212-WH | WHITE | |



| DESCRIPTION | CAT.NO | COLOR | NEMA CONFIG |
|---|---------|--------|---|
| Single Receptacle 2 pole, 3 wire 15A, 125V side wire only | 9110-AL | ALMOND | 5-15R  |
| | 9110-BL | BLACK | |
| | 9110-BR | BROWN | |
| | 9110-GR | GRAY | |
| | 9110-IV | IVORY | |
| | 9110-WH | WHITE | |



| DESCRIPTION | CAT.NO | COLOR | NEMA CONFIG |
|---|---------|--------|---|
| Single Receptacle 2 pole, 3 wire 20A, 125V side wire only | 9111-AL | ALMOND | 5-20R  |
| | 9111-BL | BLACK | |
| | 9111-BR | BROWN | |
| | 9111-GR | GRAY | |
| | 9111-IV | IVORY | |
| | 9111-WH | WHITE | |



Hospital Grade Receptacle

| DESCRIPTION | CAT.NO | COLOR | NEMA CONFIG |
|---|---------|--------|---|
| Isolated Duplex Receptacle 2 pole, 3 wire self-grounding 20A, 125V back & side wire | 9015-OR | ORANGE | 5-20R  |
| | 9015-WH | WHITE | |



Commercial Grade Receptacle





| DESCRIPTION | CAT.NO | COLOR | NEMA CONFIG |
|--|---------|--------|---|
| Duplex Receptacle 2 pole, 3 wire self-grounding 15A, 125V side wire only | 9013-AL | ALMOND |  |
| | 9013-BL | BLACK | |
| | 9013-BR | BROWN | |
| | 9013-GR | GRAY | |
| | 9013-IV | IVORY | |
| | 9013-WH | WHITE | |
| DESCRIPTION | CAT.NO | COLOR | NEMA CONFIG |
| Duplex Receptacle 2 pole, 3 wire 20A, 125V back side wire only | 9014-AL | ALMOND |  |
| | 9014-BL | BLACK | |
| | 9014-BR | BROWN | |
| | 9014-GR | GRAY | |
| | 9014-IV | IVORY | |
| | 9014-WH | WHITE | |

Straight Blade Power Receptacles

Features:

- Heavy gauge steel mounting strap zinc-plated For corrosion resistance
- Receptacles for use with copper wire
- Flush receptacles fit one or two gang enclosures
- All mounting hardware included
- cUL listed



| DESCRIPTION | CAT.NO | COLOR | NEMA CONFIG |
|--|---------|-------|---|
| Commercial Specification Grade Straight Blade Dryer Receptacle 3 pole, 4 wire, grounding 30A, 125/250V | 9310-BL | BLACK |  |
| | 9310-WH | WHITE | |
| DESCRIPTION | CAT.NO | COLOR | NEMA CONFIG |
| Commercial Specification Grade Straight Blade Range Receptacle 3 pole, 4 wire, grounding 50A, 125/250V | 9311-BL | BLACK |  |
| | 9311-WH | WHITE | |
| DESCRIPTION | CAT.NO | COLOR | NEMA CONFIG |
| Commercial Specification Grade Straight Blade Dryer Receptacle 3 pole, 4 wire, grounding 30A, 125/250V | 9314-BL | BLACK |  |
| | 9314-WH | WHITE | |
| DESCRIPTION | CAT.NO | COLOR | NEMA CONFIG |
| Commercial Specification Grade Straight Blade Range Receptacle 3 pole, 4 wire, grounding 50A, 125/250V | 9315-BL | BLACK |  |
| | 9315-WH | WHITE | |